



# REPORT OF THE ACTIVITIES CONDUCTED IN THE MONTH OF APRIL'23


Subjects/ Class	Class 1	Class 2
English	<p><b>Topic- Building CVC words.</b>  <b><u>Activity</u></b>  <b>Stamping a word-</b>  <b><u>Materials:</u></b>  <b><u>Play dough or wheat flour</u></b>  <b><u>dough and alphabet stamps.</u></b>  <b><u>How to play</u></b>                      The teacher can sound out the word and children can form the word by stamping the letters on the dough.</p> 	<p><b>Topic- Show and Tell</b>  <b><u>Activity:</u></b>                      An activity conducted in class where students brought in something from home to share in a presentation with others.</p> 
Unit of	Topic- Humans	Topic - Earth Day

## Inquiry

### Activity

#### Parts puzzle

Students will build an entire body and a close-up of a face. Building with puzzles also helps children to develop their spatial awareness.



### Activity-

#### Drawing a picture of saving our green planet


Students learned about our moral obligation and responsibility to make our planet safer and healthier.



## Hindi

### Topic- बिना मात्रा वाले शब्द

#### Activity- मिलते जुलते शब्द



छात्रों ने अपनी सज़ बूझ

के द्वारा छात्रों ने दिए गए शब्दों के मिलते जुलते शब्द बनाए ।

### Topic- विलोम शब्द (विपरीत अर्थ वाले शब्द)



विलोम शब्द बच्चों के शब्दावली को विस्तार करने में मदद करते हैं, साथ ही उन्हें भाषा के विभिन्न पहलुओं की समझ भी प्रदान करते हैं।

इन्ही बिन्दुओ को ध्यान में रख कर छात्रो द्वारा प्रलैश कार्ड के माध्यम से गतिविधि की गयी

## Maths

### Topic- Number up to 10

#### Activity- Count & Write



This game was conducted for numerals. Teacher made the group of six students and showed a slide with numerals between 1 to 10 to each group. After 1 min next slide was shown in which one number was missing. The child who told that missing number first was the winner. This activity was done as a part of the student's mathematical concept development.

#### Place Value on Abacus

##### Activity

As on a modern calculator, each column of **beads** represents a "place" value from which children build a numeral. So, the farthest column on the right would be the "ones" place, the second farthest the "tens" place.



### Topic- Numbers to 100

#### Activity- Estimate and actual count



This activity was conducted to improve the estimation skills of the students. The teacher gave them some pieces of paper and they must paste it in an estimation circle. After counting, they will come to know about the actual number and estimated number. They easily determined the reasonable range of their answers.

